

clickerbook
www.clickerbook.com

INSTRUCTIONS FOR BUSINESSES



A close-up photograph of a person's back being massaged with smooth, dark, heated stones. The person's head is resting on a blue cushion, and their hair is dark and styled. The background is softly blurred, showing a wooden wall and a window. A dark grey text box is overlaid on the right side of the image.

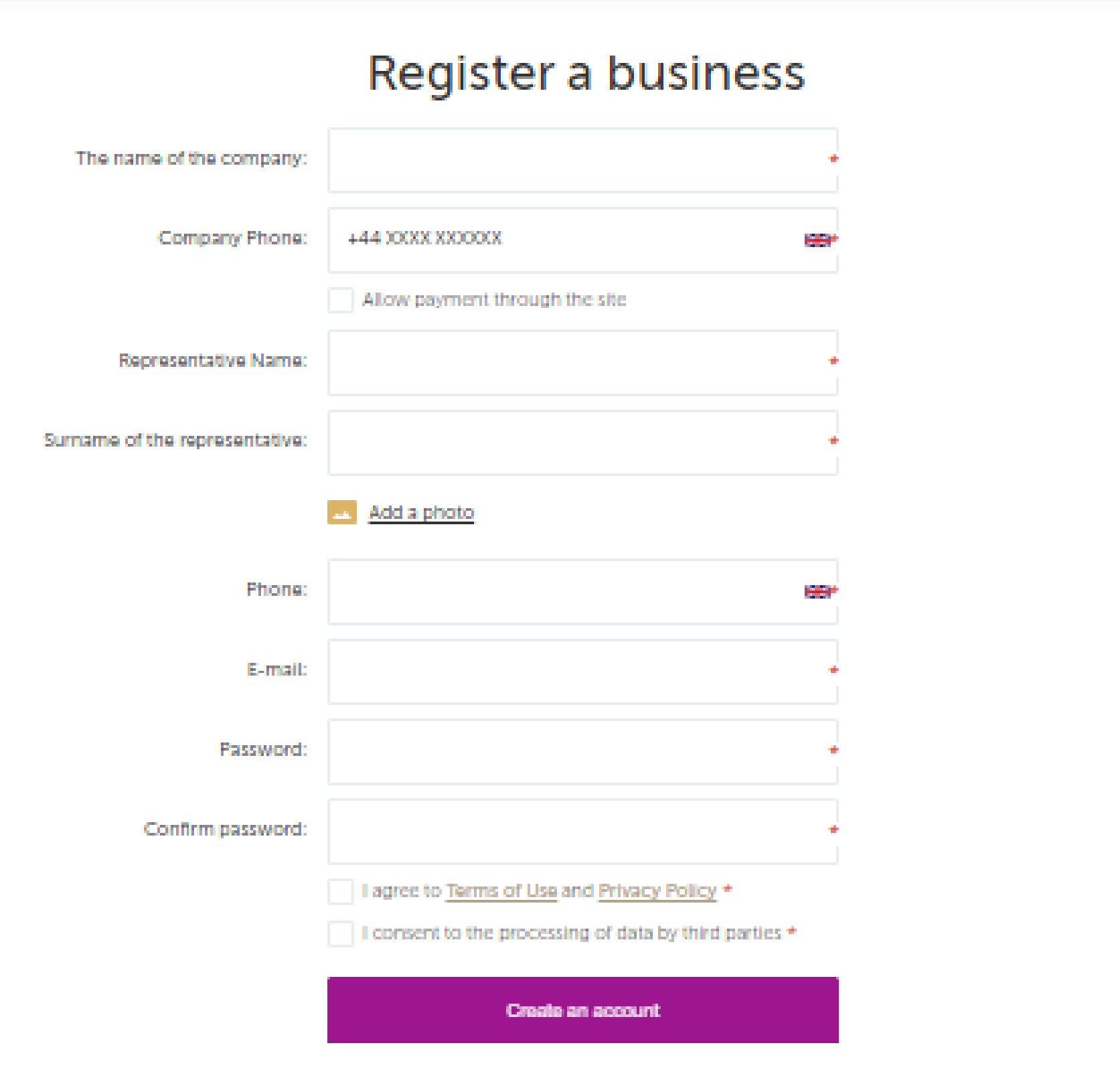
WHO IS IT FOR?

For any business that wants to take and increase their bookings online 24/7 - for individual treatments or group sessions


HOW TO REGISTER YOUR BUSINESS

REGISTRATION FORM

Enter the details of your company and company representative. The representative will manage your account: enter details, monitor activities and reservations. Tick the check-box if you want your customers to be able to pay online through Clickerbook (they will also have the opportunity to choose their payment method when booking). Add a photo of your representative, their phone number and email address. Notifications of new reservations will be sent to this email and via SMS, as well as appearing in your account.



The screenshot shows a registration form titled "Register a business". The form includes the following fields and options:

- The name of the company:** A text input field.
- Company Phone:** A text input field with a placeholder "+44 XXXX XXXXXX" and a flag icon for the United Kingdom.
- Allow payment through the site**
- Representative Name:** A text input field.
- Surname of the representative:** A text input field.
-  **Add a photo**
- Phone:** A text input field with a flag icon for the United Kingdom.
- E-mail:** A text input field.
- Password:** A text input field.
- Confirm password:** A text input field.
- I agree to [Terms of Use](#) and [Privacy Policy](#)**
- I consent to the processing of data by third parties**
- Create an account** (button)

Adding a Salon

+ ADD SALON PHOTO

+ ADD LOGO

Salon Name:

Salon Profile:

Work phone:

E-mail:

Salon Category:

Основная категория:

Select value

Select

Salon working hours:

Leave time empty if the day off

Monday

Hour

Minute

Hour

Minute

X

+ ADD OPENING HOURS

Copy

Tuesday

Hour

Minute

Hour

Minute

X

+ ADD OPENING HOURS

Copy

ADD A SALON OR BUSINESS

ONE OR SEVERAL

Add the name and address of your salon/business, a photo and logo. This information will be displayed on the main page or when customers search for services.

Add your main business profile e.g. Manicure and what category it belongs to. Add salon opening hours and weekends. To make it easier, there is a *Copy Previous Day* button in the work schedule.

ADD WORK HOURS - you can use it to add breaks during the working day.


ADD EMPLOYEES

STYLISTS, TECHNICIANS, INSTRUCTORS

Enter your employees details. Check your tariff to see how many you can add. Tariffs are based on the number of employees and calendars. Enter their working hours.

At the next stage, you can add services and link them to a specific employee. You will not be able to accept bookings until you have done this.

EMPLOYEE DATA

 [Change photo](#)

Name:

Surname:

Position:



CONTACT INFORMATION

Phone:

E-mail:

EMPLOYEE HOURS

Leave time empty if the day off

Monday	Hour <input type="text"/>	Minute <input type="text"/>	Hour <input type="text"/>	Minute <input type="text"/>	<input type="checkbox"/>	+ ADD OPENING HOURS	
Tuesday	Hour <input type="text"/>	Minute <input type="text"/>	Hour <input type="text"/>	Minute <input type="text"/>	<input type="checkbox"/>	+ ADD OPENING HOURS	

Services **Racy Nails** Add service

← EDIT SERVICE

Service name

Category service

Duration

0 hour

0 minutes


Cost

Price type

0 GBR

EMPLOYEES:

Select all

 Albina White

ADD SERVICES

ONE OR SEVERAL

Add all the services of your salon or business. People will be able to find your services based on this information, so try to enter all the services in order to attract as many customers as possible.

Link the services to the employee who will provide them. Each new reservation will be added to the employee's calendar, and that time will then be blocked for new orders

EASY ONLINE BOOKING FOR CLIENTS

An easy way to book a service online
24/7

EASY BOOKING MANAGEMENT FOR BUSINESSES

Allows you and your staff to manage
and track bookings automatically

TRACK YOUR BOOKINGS

ADD BOOKINGS

In the Visits menu, you can manage the schedule for your business. You will see the schedule for each employee and their reservations. You can add here any bookings that your employee already has or if booked over the phone or in person.

Reservations from Clickerbook will automatically appear here and will block the time in your calendar. It is important that you keep your bookings up to date in order to avoid double bookings.

The screenshot shows the 'Employees' management interface. At the top, there is a dropdown menu for 'Employees', an 'Add visit' button, a refresh icon, and a close icon. Below this is a calendar for 'MARCH 2020'. The calendar grid shows days from Monday to Sunday. The 12th of March is highlighted in purple. To the right of the calendar is a profile card for 'Albina White' with a photo and a time range of '9:00 - 18:00'. Below the profile card is a list of time slots: 7:00, 8:00, 9:00, and 10:00. Each time slot has a plus icon to its right, indicating that bookings can be added for those times.

The screenshot shows the 'New visit' form. At the top right, there are 'Cancel' and 'Save' buttons. The form is divided into two main sections: 'CLIENT' and 'SERVICES'. The 'CLIENT' section has four input fields: 'Name', 'Surname', 'Phone' (with a phone icon), and 'E-mail'. The 'SERVICES' section has a dropdown menu for 'Employees and Resources' with 'Albina White' selected. Below that is a dropdown menu for 'Service' with 'Choose a service' selected. The 'Date and time' section has a date input field with '12-03-2020' and a time input field with '7:00'. At the bottom, there are three buttons: '+ ADD SERVICE', 'REPEAT SERVICE' (with a refresh icon), and 'Negotiated'.

Visits < 11 April 2020 > Racy Nails + ADD SALON

Employees Add visit https://clickerbook.com/...

APRIL 2020

MO	TU	WE	TH	FR	SA	SU
30	31	1	2	3	4	5
6	7	8	9	10	11	12
13	14	15	16	17	18	19
20	21	22	23	24	25	26
27	28	29	30	1	2	3

7:00 +

8:00 +

9:00 +

10:00 +

10:00 - 11:00 Nail Art Big Brother ✓ ⌚

11:00 +

Annotations: Add booking (points to 8:00 slot), Change booking time (points to clock icon on 10:00-11:00 slot), Mark as paid (points to checkmark on 10:00-11:00 slot)

CHANGE BOOKINGS

MOVE BOOKINGS

You can change any booking in your employees calendar by clicking on the clock in the booking. You should only do this if you have already contacted your client.

If the client has paid online, you must mark the booking as complete in order to receive payment from Clickerbook

TAKE THE STRESS OUT OF BUILDING YOUR BUSINESS

MANAGE YOUR CLIENTS

Clickerbook gives you the tools to manage your bookings.

Manage your database and individual clients

Follow a client's booking history and preferences

Stay in touch with your clients and promote loyalty





+ [ADD A PHOTO](#)

Name

Surname

+44 XXXX XXXXXX



E-mail

Allergens

Comment

Date of Birth

Day



Month



Year



CUSTOMER DATABASE

ADD A CLIENT TO YOUR DATABASE

Add customers to your business database.

You can quickly make customer reservations in your employees' calendars.

Customers who make reservations through the Clickerbook website will automatically be added.

You can also import or export your client base in csv or xls format.

OFFER DISCOUNTS BY TIME AND LOCATION



Clickerbook supports geolocation
and targeted discounts by time and
place

CREATE MAIL SHOTS, OFFERS AND MORE...



Clickerbook gives you the tools ot
help you grow your business

HAPPY HOURS

DISCOUNTS BY TIME

In this section you can set a discount for certain times during the day or week and by service - Happy Hours. This function allows you to fill slots during the day that are typically not busy. This information will be displayed on your business page or on the main page of the website and when clients book your services.

Happy hours **Racy Nails** Apply discount

MONDAY ▼

TUESDAY ▼

WEDNESDAY ▼

THURSDAY ▼

FRIDAY ▲

DISCOUNT:

25% ▼ 9:00 ▼ 13:00 ▼

Nail Art

French Polish

BE OPEN FOR BOOKINGS 24/7

40% of clients would prefer to book
after you close

REDUCE NO-SHOWS

Take payment for services online
and in advance.
Track and block clients for no-shows

MASS DISCOUNTS

DAILY OR WEEKLY DISCOUNTS

In this section you can set up a discount for certain days.

This information will be displayed on your business page when viewed by customers or on the main page of the website and also when clients book.

The screenshot shows a web interface for setting up bulk discounts for a business named 'Racy Nails'. At the top right, there is a purple button labeled 'Apply discount'. The main content area is divided into two columns. The left column is titled 'DISCOUNT:' and contains a dropdown menu with 'Select' as the current option. Below this is the 'DISCOUNT DAYS:' section, which includes 'Company start' and 'Company Completion' fields. Each of these fields consists of three separate dropdown menus for 'Day', 'Month', and 'Year'. The right column is titled 'SERVICES:' and contains three rows, each with a checkbox and a service name: 'Select all', 'Nail Art', and 'French Polish'. At the bottom left of the form, there is a small link that says 'Description discount page'.

 Add a photo



Racy Nails
Blow dry



Big Curls Moscow
Modern comfort

PORTFOLIO

ADD PHOTOGRAPHS

Add photos of your stylists' work.

Customers will be able to see them on your business page. The better the photos, the more customers you will attract. Pay attention to the quality of the photos.


If you have several businesses you may filter the portfolio by business.

CLIENT REVIEWS

COMMENTS AND RATINGS


In this section you can see the overall rating of your salons or business, as well as customer comments with the ability to answer them.

All reviews Overall rating: 4.0 ★★★★★ based on 1 review



АДМИН АДМИНОВ
22 OCT 2019 ★★★★★ 4.0

cool nail bar - thank you [Reply](#)



Review on:
Big Curls Manicure
📍 UK, London, The Mall, Carlton House Terrace

TRACK YOUR COMPETITOR'S PRICING AND REVIEWS

Clickerbook allows you to track your local competitor's pricing and their strengths and weaknesses

LINK YOUR CLICKERBOOK ACCOUNT TO SOCIAL MEDIA

Gives you the tools to share your reviews direct to social media



THE FACTS

DATA THAT SPEAKS FOR ITSELF

95% of consumers own a smartphone

60% of 18 to 34 year olds think that it is essential to their daily lives

Consumers want fast and easy experiences tailored to them

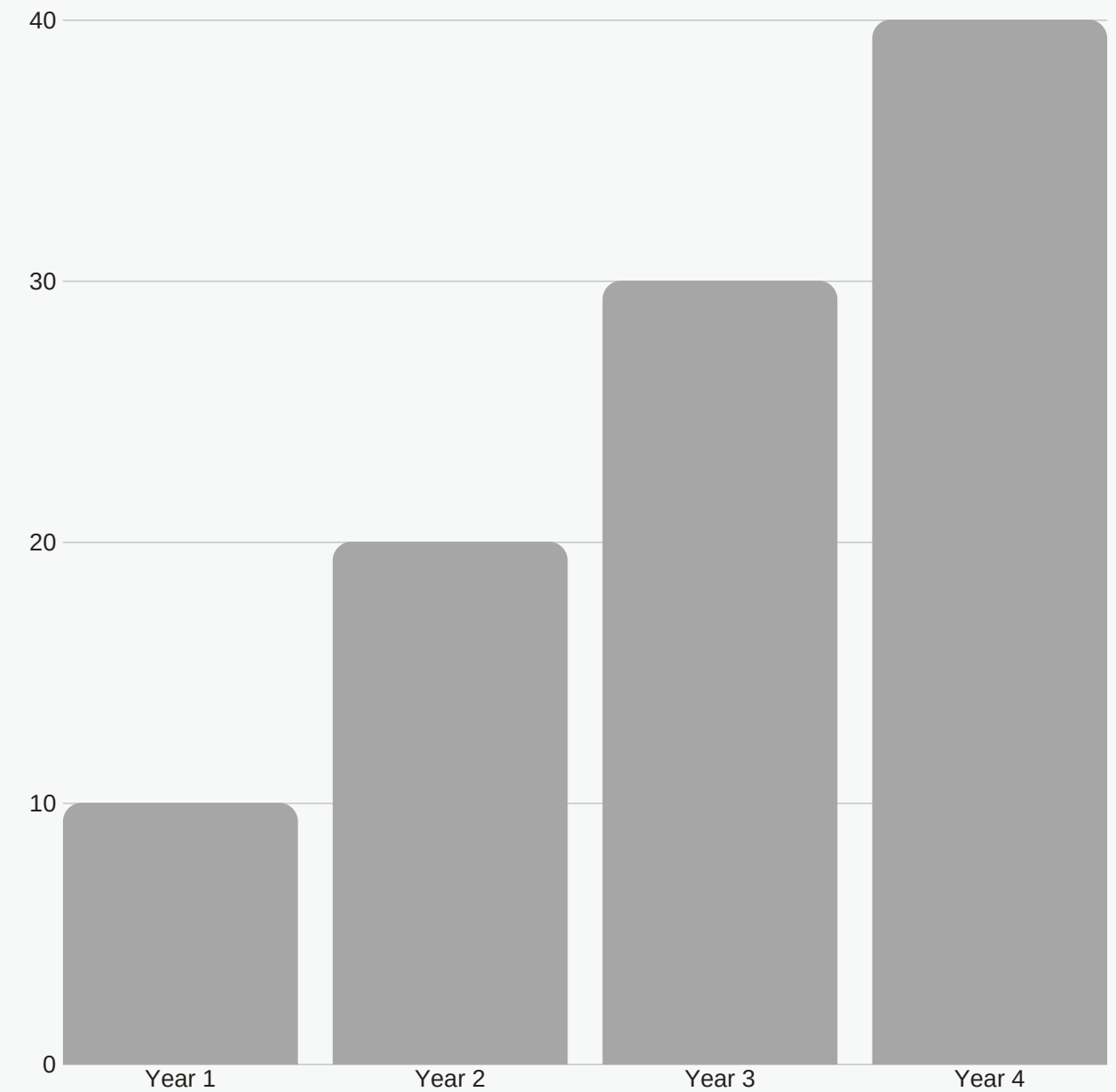
Consumers want a unified retail experience across the digital and physical worlds

* Ayden Retail Report 2019

THE TREND

THE GLOBAL HEALTH AND BEAUTY MARKET IS GROWING BY 10% ANUALLY

Clickerbook is here to help you grow your business. By offering booking online, businesses can see an increase in bookings of 25%



CONTACT

LONDON


click@clickerbook.com

MOSCOW

click@clickerbook.com

TELEPHONE

+44 2081236035



Social Media



Twitter

Coming Soon



Facebook

@clickerbook_ru



Instagram

@clickerbook_ru